

Aesthetic Surgical

50 mm handpiece,
100 mm handpiece

Aesthetic Fractional

Fractional handpiece

General Surgical

50 mm handpiece,
100 mm handpiece,
Zoom handpiece

Vaginal

Manual LVR handpiece,
Automatic LVR handpiece,
Fractional handpiece

Dental

Dental handpiece

ENT

ENT handpiece and tips

Clinical Indication



Aesthetic Surgical

- Corn, Warts
- Syringoma

Aesthetic Fractional

- Acne Scar, Wrinkle, Large Pore
- Skin Resurfacing, Stretch Mark
- Skin Tightening, Laser Peeling
- Age Spot

General Surgical

- Excision, Incision, Phimosiectomy
- Tumor Elimination
- Hemorrhoids

Vaginal

- Pudenda
- Genitourinary Syndrome of Menopause
- Vaginal Rejuvenation
- Vaginal Atrophy
- Stress Urinary Incontinence

Dental

- Implants Operation
- Hypersensitivity, Hemostasis
- Sterilization in Root Canal

ENT

- Allergic Rhinitis, Snoring

Technical Specification

Laser Medium	CO2 (Glass Tube)
Wavelength	10,600 nm
Guide Beam	650 nm < 5 mW
Power	1-40 W
Aiming Beam	Diode 650 nm
Cooling	Water
Dimension (W*L*H)	440 mm (W) X 480 mm (L) X 1055 mm (H)
Weight	52 Kg

Handpieces	50 mm / 100 mm (standard) Dental / ENT (optional)	Handpieces	Fractional HP (galvanic motor) Vaginal Rejuvenation HP (optional)
Operation Mode	CW / Normal Pulse / Super Pulse Super Pulse Continuous / Ultra Pulse Smart Protocol (General Surgery / Dental Surgery)	Beam Mode	Ultra Pulse
Pulse Duration	Continuous: 2-30 ms Ultra Pulse: 90-900 μs Super Pulse: 1.0-4.0 ms Normal Pulse: 5-20 ms	Density Level	1-23 steps (x, y, line); 9-4489 dots
Repeat Time	Off, 2/500 ms adjustable, 5 ms, 10 ms, 30 ms, 50 ms, 70 ms, 100 ms, 250 ms, 500 ms	Operation Mode	Fractional Mode Low Pain Fractional Mode
		Beam Pattern	Array, Grid, Random
		Beam Size	2x2 - 20x20 mm
		Beam Shape	Square, Triangle, Octagon, Circle
		Depth Level	1-5 steps
		Repeat Time	Off, 0.5, 1, 1.5, 2, 2.5 ms

For international use only

ΔESTHETIC
MEDICAL
INNOVATION



REXCO
Fractional CO2 Laser

Product Overview

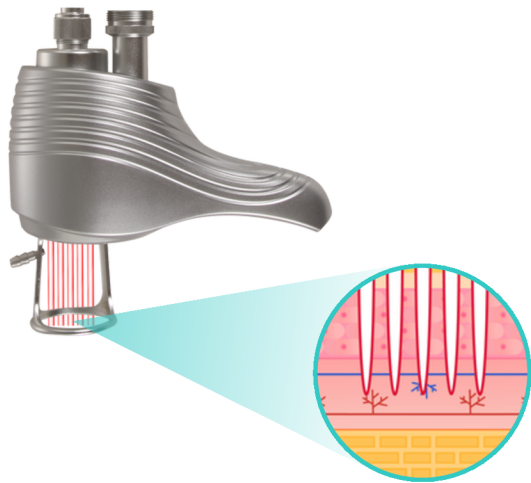
REXCO, an advanced CO₂ fractional laser technology by AMI, offers a cutting-edge solution for a broad spectrum of concerns.

Through its innovative approach and precise engineering, REXCO revolutionizes six key areas in both aesthetic and medical fields: aesthetic surgery, aesthetic fractional treatments, general fractional treatments, vaginal procedures, dental applications, and ENT treatments.

Each application leverages features that optimize treatment outcomes, minimize downtime, and enhance overall results, making REXCO a preferred choice among both aesthetic and medical professionals.



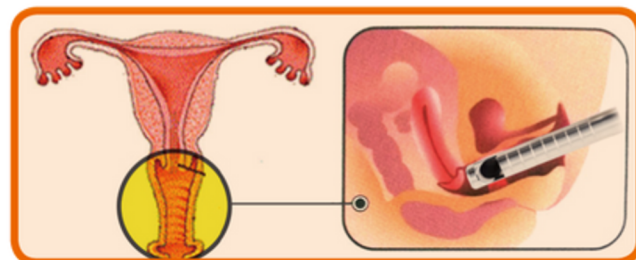
Scar treatment



- The fractional CO₂ laser emits a concentrated beam of light that is divided into thousands of tiny microbeams.
- Microbeams penetrate deep into the skin and create controlled columns of vaporized and coagulated zones.
- Production of new collagen and elastin fibers is stimulated.
- Damaged skin cells are replaced by new, healthier tissue.
- Over time, the appearance of scars is improved.

Vaginal rejuvenation

- Microbeams penetrate vaginal tissues.
- Controlled columns of vaporized and coagulated zones are created, triggering a healing process. This stimulates the production of new collagen, elastin fibers, and vascularization in the vaginal wall.
- The treatment enhances the strength and elasticity of the vaginal tissue.
- Improvements in vaginal laxity, elasticity, and moisture levels are achieved.
- Over the weeks following treatment, patients may notice better vaginal tightness, lubrication, and overall tissue health.



Handpieces

Aesthetic Surgical




50 mm HP



100 mm HP

Aesthetic Fractional



Fractional HP

General Surgical



50 mm HP



100 mm HP




Zoom HP

ENT



Dental HP

Vaginal



Fractional HP



Manual LVR HP



Automatic LVR HP

Dental



ENT HP & Tips

